


H3 Hand Scanner Info

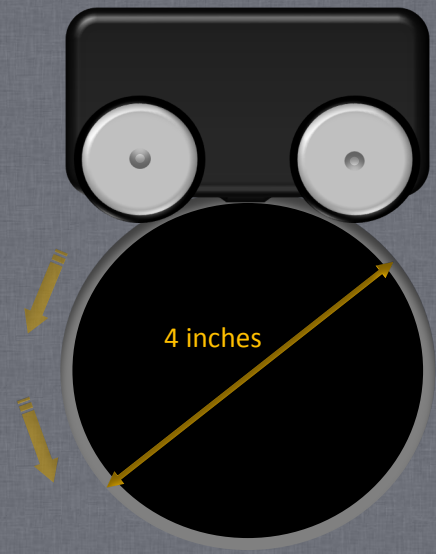
SCANTECH

5501 Innovation Circle
Longview TX 75605
903 234 2025

- ⇒ Sealed Encoder with Cable Driver Electronics
- ⇒ Adapter Cables to Instruments incl. Receiver
- ⇒ High Quality Bulkhead Mounted Connectors
- ⇒ Standard or Magnetic Wheel Options
- ⇒ Interchangeable Dual or Single Element Transducers
- ⇒ ACR™ Couplant Circulation System for Improved Coupling
- ⇒ Low Friction Surface-Following Probe Mounting
- ⇒ Replaceable Wear Shoes
- ⇒ Sheathed Cable Assemblies; Optional Lengths





Compliance



H3 transducer Info

SCANTECH

Dual transducer




Single transducer




BNC to microdot cable


Set screws hold lemos into place




Single dual bubbler info



The hole in the bottom of the dual bubbler is a larger I.D.



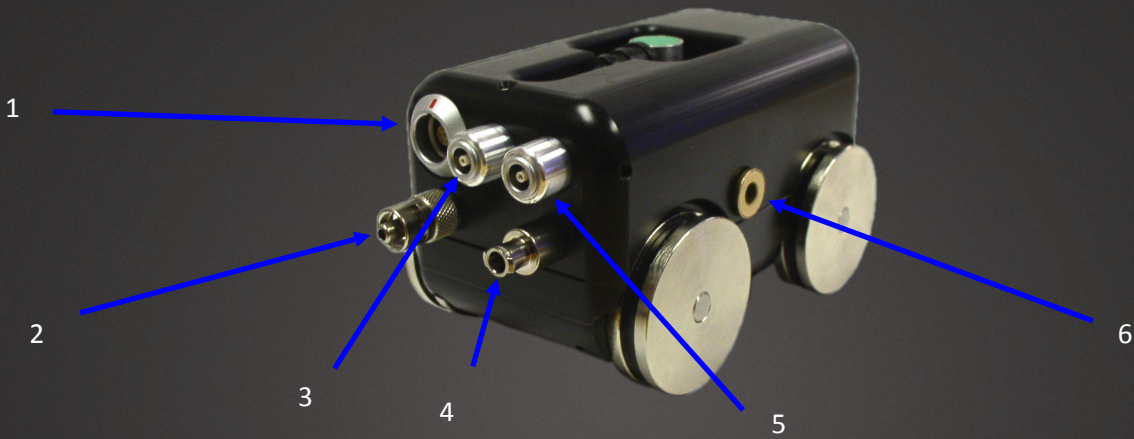
With the insert the I.D. could now fit a single transducer.



Set screw hold transducer into place



H3 Hand Scanner Info

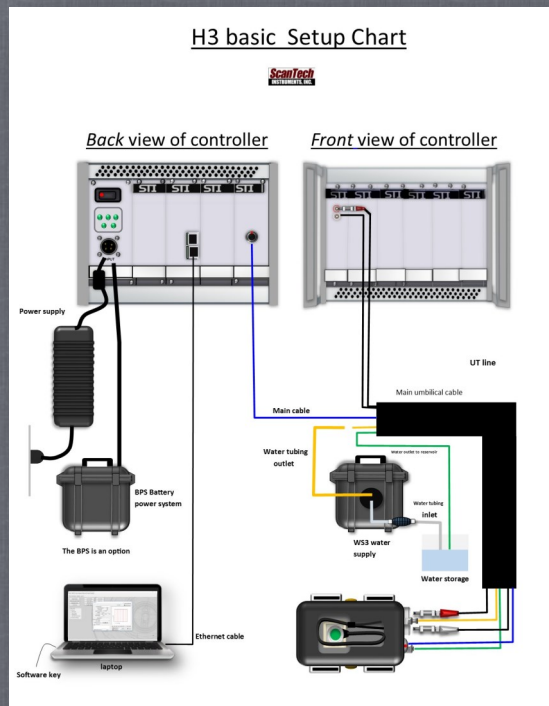


1. Lemo main connector.
2. Water connector, *return*.
3. Insert connects to the dual transducer
4. Water connector, *send*.
5. Insert connects to the dual transducer
6. Insert for pole bracket

SCANTECH



Optional pole bracket assembly



Setup chart